

Purchasing Managers Index of Puerto Rico Manufacturing

January 2012

Transmission of material in this release is embargoed

until 10:00 a.m. (AST) Thursday, March 1, 2012

(787) 993-3336 • preguntas@estadisticas.gobierno.pr

<http://www.estadisticas.gobierno.pr/iepr/Estadisticas/Encuestas/ManufaturaPMI.aspx>

PUERTO RICO MANUFACTURING PMI REMAINS STEADY AT 50.9 IN JANUARY

On a Non-Seasonally Adjusted (NSA) basis, the Purchasing Managers Index (PMI) for Puerto Rico's manufacturing sector remained steady at 50.9 in January, remaining above the threshold for the fifth consecutive month. A reading above the threshold value of 50 suggests an expansion in the manufacturing sector with respect to the previous month. Increases in the PMI's sub-indexes for New Orders, Production and Own Inventories were offset by decreases in the PMI's sub-indexes for Employment and Suppliers Deliveries. All of the PMI's sub-indexes were above the threshold in January, with the exception of the Employment sub-index which has remained at or below the threshold for 4 consecutive months. The Puerto Rico Manufacturing-Purchasing Managers Index (PRM-PMI) has been at or above the threshold value in 16 of the 21 months since the survey was first undertaken. The PRM-PMI is currently available only on a Non-Seasonally Adjusted (NSA) basis which means that seasonal fluctuations can affect its performance.

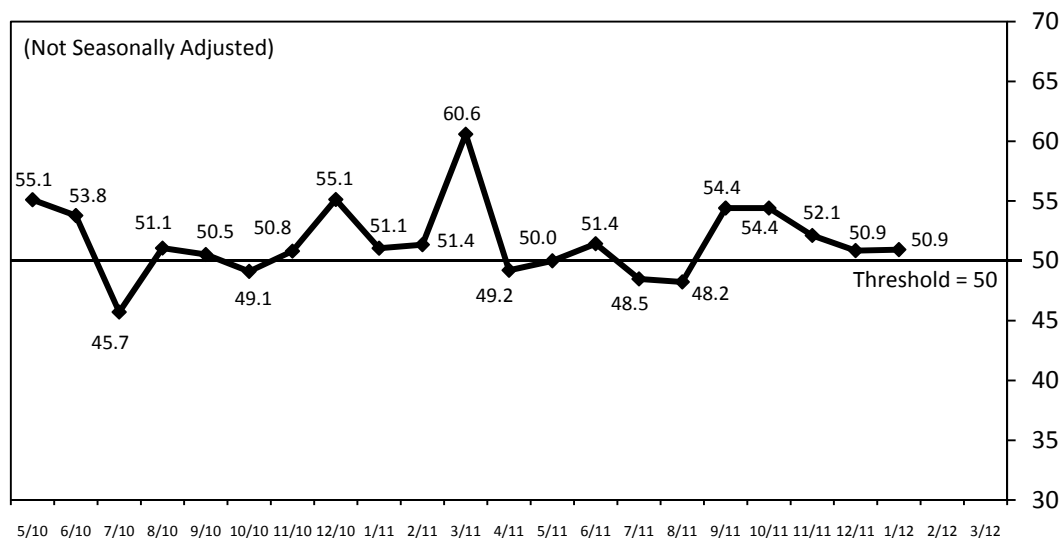


Table 1. Puerto Rico Manufacturing – Purchasing Managers' Index (NSA): January 2012

	Better	Same	Worse	PMI		
Órdenes nuevas	33.3	39.4	27.3	53	Higher	New orders
Producción	30.3	42.4	27.3	51.5	Higher	Production
Empleo	15.2	63.6	21.2	47	Lower	Employment
Entregas de suplidores	15.2	72.7	12.1	51.5	Slower	Supplier deliveries
Inventarios de su empresa	30.3	42.4	27.3	51.5	Higher	Own inventories

Puerto Rico Manufacturing – Purchasing Managers Index (NSA) 50.9 Expansion

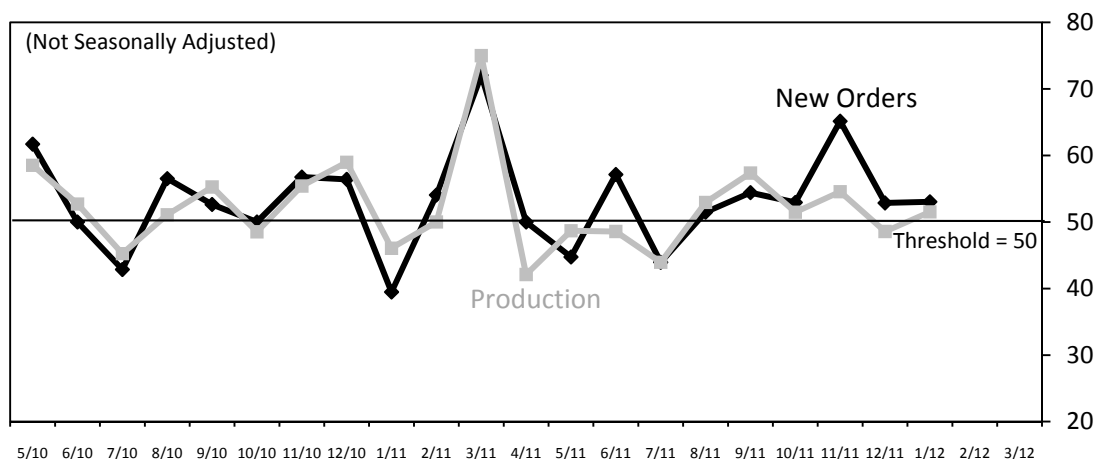
Note: Not Seasonally Adjusted (NSA)

New Orders

In January, the New Orders PMI (NSA) inched up to 53.0, remaining above the threshold for the sixth consecutive month. A reading above 50 indicates that on a Non-Seasonally Adjusted (NSA) basis, new orders at manufacturing establishments in January were higher than in December.

Production

The Production PMI (NSA) rose above the threshold to 51.5 in January. A reading above 50 indicates that on a Non-Seasonally Adjusted (NSA) basis, manufacturing production in January was higher than in December.

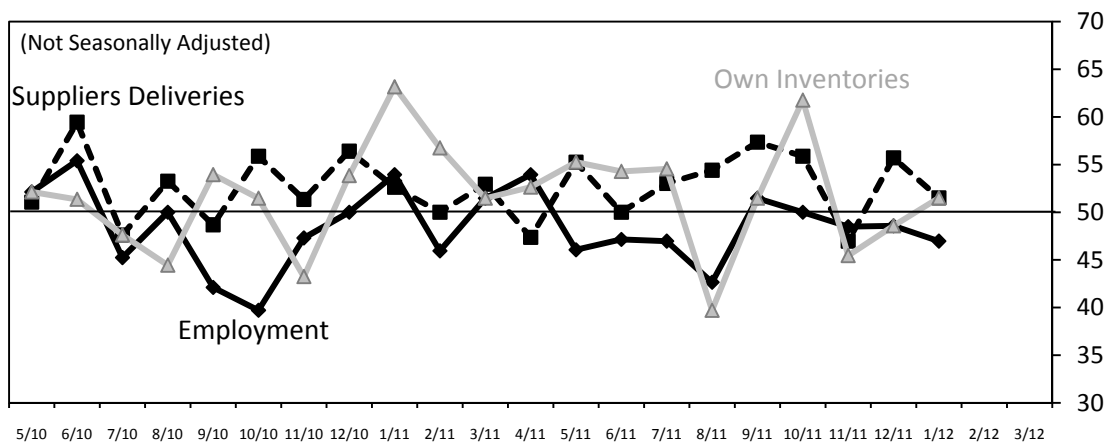


Employment

In January, the Employment PMI (NSA) edged down further to 47.0, remaining at or below the threshold for the fourth consecutive month. A reading below 50 indicates that on a Non-Seasonally Adjusted (NSA) basis, manufacturing employment in January was lower than in December.

Supplier Deliveries

The Supplier Deliveries PMI (NSA) decreased to 51.5 in January, but remained above the threshold for the second consecutive month. A reading above 50 indicates that on a Non-Seasonally Adjusted (NSA) basis, the speed of supply deliveries in January was slower than in December, which in turn suggests an increase in the demand for intermediate goods.



Own Inventories

The Own Inventories PMI increased above the threshold to 51.5 in January. A reading above 50 indicates that inventories in manufacturing establishments in January were higher than in December.

Methodological note

The Puerto Rico Manufacturing-Purchasing Managers Index (PRM-PMI) is the result of a collaborative project between the Puerto Rico Manufacturers Association, Scotiabank, and the Puerto Rico Institute of Statistics. The PRM-PMI measures short-run business conditions in Puerto Rico's manufacturing sector, and provides a broad-based metric for the productive side of Puerto Rico's economy. It is currently in a testing phase to ensure a reliable methodology. The methodology is similar to PMI surveys conducted elsewhere. The survey questionnaire is available at <http://www.estadisticas.gobierno.pr/iepr/Encuestas/Manufactura.aspx>. The participants include manufacturing establishments with 50 or more employees with membership in the Puerto Rico Manufacturers Association. Currently, results are presented on a Non-Seasonally Adjusted (NSA) basis. In the future, with sufficient data points, a seasonally adjusted version of the PRM-PMI will be prepared, which will smooth away the influence of seasonal fluctuations.

The PRM-PMI is calculated as the simple average of 5 sub-indexes, representing different business conditions in manufacturing establishments: New Orders PMI, Production PMI, Employment PMI, Supplier Deliveries PMI, Own Inventories PMI. The sub-indexes are computed using a diffusion index methodology. In specific, for any given month with respect to the previous month, participants are asked to answer whether the business condition of the establishment: (1) improved, (2) remained the same, or (3) deteriorated. Diffusion indexes are calculated as the percentage of responses that indicate the business condition improved plus half of the percentage of responses that indicate the business condition remained the same. The survey also includes questions on other business conditions. The diffusion indexes that correspond to these questions are currently under evaluation.

This report was prepared by the staff of the Puerto Rico Institute of Statistics and has not been evaluated by the Board of Directors of the Puerto Rico Institute of Statistics. The information contained in this report need not reflect the official opinion of the Board of Directors of the Puerto Rico Institute of Statistics. No warranty, express or implied, is attached to these figures. While the figures are compiled with professional care, no representations about appropriateness, accuracy, or suitability for specific applications are made.

Contact information

Contact person: Mario Marazzi-Santiago, Ph.D., Executive Director

Addresses: Physical – 57 Quisqueya St., Suite 2000, San Juan, PR 00917; Postal – P.O. Box 195484, San Juan, PR 00919

Telephones: Direct – (787) 993-3336; Fax – (787) 993-3346; E-mail – mario.marazzi@estadisticas.gobierno.pr

To obtain a copy of this report

(1) visit <http://www.estadisticas.gobierno.pr/iepr/Encuestas/Manufactura.aspx>, (2) email your request to preguntas@estadisticas.gobierno.pr, (3) call (787) 993-3336, (4) fax your request to (787) 993-3346, (5) mail your request to the Puerto Rico Institute of Statistics, P.O. Box 195484, San Juan, PR 00919, or (6) visit the offices of the Puerto Rico Institute of Statistics at 57 Quisqueya St., Suite 2000, San Juan, PR 00917, between the hours of 8:00 a.m. and 5:30 p.m. The report is available on paper and in the following electronic formats: pdf and Microsoft Excel. The report is free.

Publication calendar

The monthly PRM-PMI report is published at 10:00 a.m. on the first business day of the month. In specific, the table below shows the expected publication dates of the PRM-PMI report:

Reference month	Publication date
Nov 2011	January 3, 2012
Dec 2011	February 1, 2012
Jan 2012	March 1, 2012
Feb 2012	April 2, 2012
Mar 2012	May 1, 2012
Apr 2012	June 1, 2012

Reference month	Publication date
May 2012	July 2, 2012
Jun 2012	August 1, 2012
Jul 2012	September 4, 2012
Aug 2012	October 1, 2012
Sep 2012	November 1, 2012
Oct 2012	December 3, 2012